| REV. | ECN.NO. | MODIFY.CONTENT | DATE |
|---|---|---|---|
| A | | NEW | 2016/10/31 |

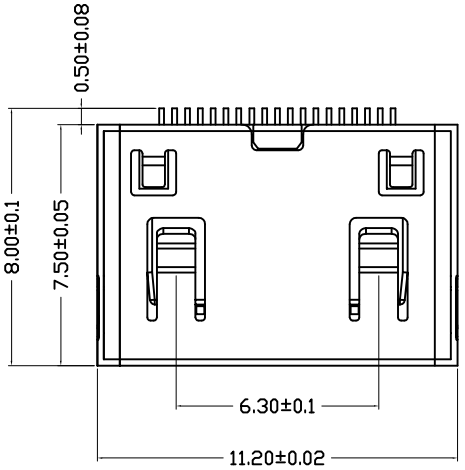


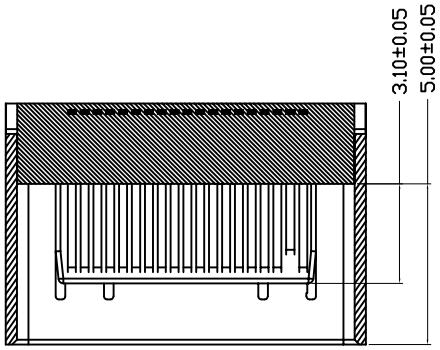


SEC A-A
SCALE 1:1

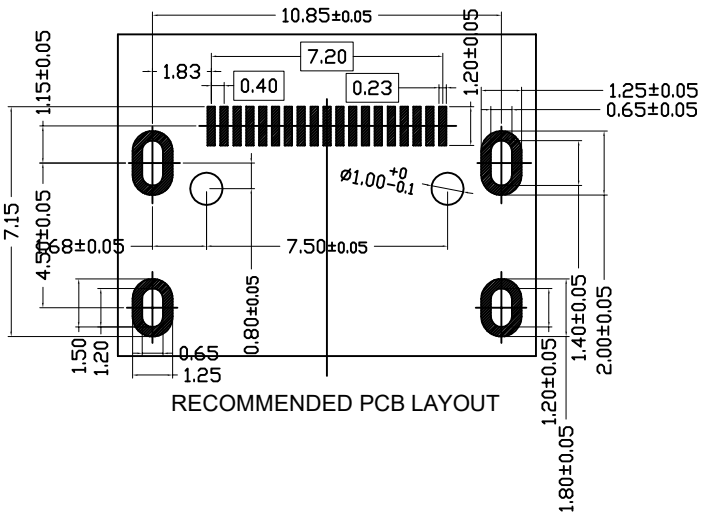


RECOMMENDED PCB LAYOUT

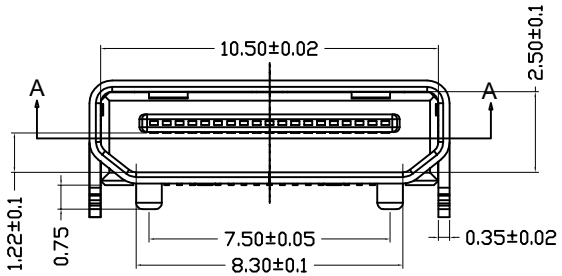


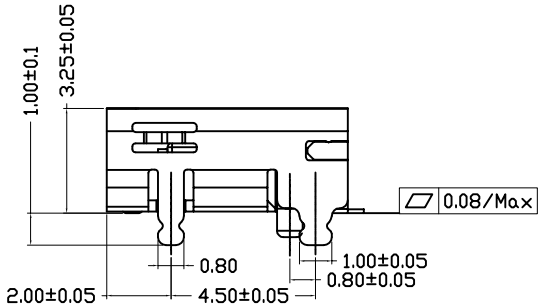


SPECIFICATION:

1. MATING FORCE:44.1N MAX
2. UNMATING FORCE:7-25N
3. DURABILITY: 5000 CYCLES MIN
4. CURRENT:0.5A
5. VOLTAGE:40V MAX
6. WITHSTANDING VOLTAGE:500V AC MIN.(UNMATED)
7. CONTACT RESISTANCE:30MN MAX.
8. INSULATION RESISTANCE:100MN MIN.(UNMATED)
9. OPERATING TEMPERATURE RANGE:-20.C TO +85.C
10. ALL THE MATERIAL SHOULD COMPLY WITH THE ROHS REQUIREMENT.

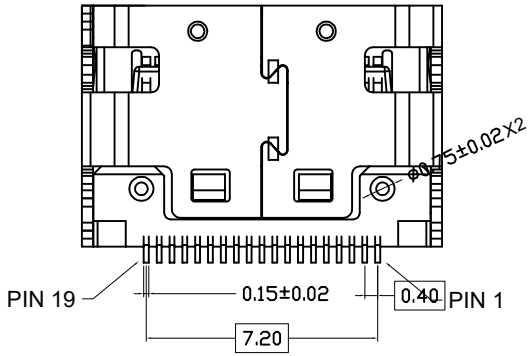


Table 4-17 Type C-to-Type C Cable Wire Assignment

| Type C pin | Signal Name |
|---|---|
| 1 | TMDS Data2 Shield |
| 2 | TMDS Data2+ |
| 3 | TMDS Data2- |
| 4 | TMDS Data1 Shield |
| 5 | TMDS Data1+ |
| 6 | TMDS Data1- |
| 7 | TMDS Data0 Shield |
| 8 | TMDS Data0+ |
| 9 | TMDS Data0- |
| 10 | TMDS Clock Shield |
| 11 | TMDS Clock+ |
| 12 | TMDS Clock- |
| 13 | DDC/CEC Ground |
| 14 | CEC |
| 15 | SCL |
| 16 | SDA |
| 17 | Utility |
| 18 | +5V Power |
| 19 | Hot Plug Detect |

| | | | | | | | |
|---|---|---|---|---|---|---|---|
| GENERAL TOLERANCE | | DWG NO. | JYSA0909-001 | APPD: | WIND | Scale | 1:1 |
| X.±0.45 | x.°±5° | Title | MINI HDMI C TYPE 4DIP 有柱 | CHKD: | | UNIT | mm |
| .X±0.35 | .x°±2° | | | DR: | | | |
| .XX±0.25 | .xx°±1° | Part NO. | JYS-HD325-008 | Date | 2016/10/31 | | |
| .XXX±0.15 | .xxx°±0.5° | | JYSCONN | Shenzhen JYSCONN Electronics Co., LTD. | | | |
| SHEET 1/1 | | | | | | | |